







SPECIAL SOCKET FORM

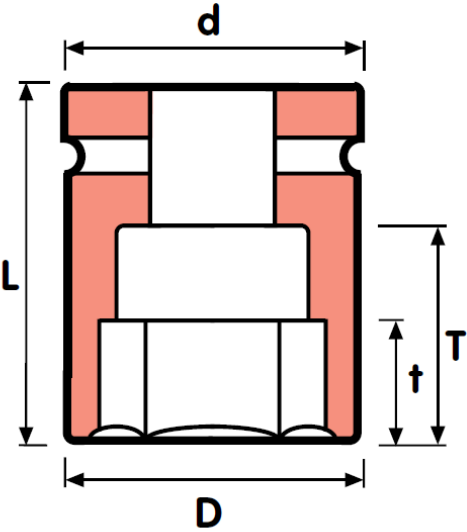
INPUT SQUARE DRIVE							
<input type="radio"/>	1/4"	<input type="radio"/>	3/8"	<input type="radio"/>	1/2"	<input type="radio"/>	5/8"
<input type="radio"/>	3/4"	<input type="radio"/>	1"	<input type="radio"/>	1 1/2"	<input type="radio"/>	2 1/2"
Other: _____							

OUTPUT DRIVE		
<input type="radio"/>	Female Square	
<input type="radio"/>	Female Hex	
<input type="radio"/>	Female Double Square (8)	
<input type="radio"/>	Female Double Hex (12)	
<input type="radio"/>	Female Octagon (8 sides)	
<input type="radio"/>	Female Dodecacon (12 sides)	
<input type="radio"/>	Other drives: Provide drawing	
Size of output drive: _____		<input type="radio"/> Metric <input type="radio"/> Imper.

TOTAL OUTSIDE LENGTH OF SOCKET			
<input type="radio"/>	Standard		
<input type="radio"/>	Standard long		
<input type="radio"/>	Special:	<input type="radio"/> mm	<input type="radio"/> Inch

DEPTH INSIDE SOCKET			
<input type="radio"/>	Standard		
<input type="radio"/>	Special depth:	<input type="radio"/> mm	<input type="radio"/> Inch

MATERIAL	
<input type="radio"/>	Standard
<input type="radio"/>	Specify: _____

	L	
	D	
	d	
	T	
	t	

Customer Date and Signature:

For internal use at VASI		
Customer order number		
VASI order number		
Sign		