

For production line applications requiring a sealed torque setting, 'P' Type wrenches have no scale and must be set against a suitable torque measuring device.

- Accurate to $\pm 3\%$ of reading which meets the requirements of ISO 6789-1:2017
- Colour-coded adjustment seals and locking tool provided
- On request 'P' Type wrenches can be set, marked with the setting and certified for production line applications requiring a sealed torque setting. Only if a pre-set has been requested will the tool be supplied with a Declaration of Conformance



- Push-through ratchet allows clockwise and counter-clockwise torque control

2	PRODUCTION 'P' TYPE - INDUSTRIAL RATCHET (Push-through square)
13051	Pro 60, $\frac{3}{8}$ ", 12 - 60 N·m, 5 - 45 lbf·ft
13052	Pro 60, $\frac{1}{2}$ ", 12 - 60 N·m, 5 - 45 lbf·ft
13053	Pro 100, $\frac{3}{8}$ ", 20 - 100 N·m, 15 - 75 lbf·ft
13054	Pro 100, $\frac{1}{2}$ ", 20 - 100 N·m, 15 - 75 lbf·ft
13055	Pro 200, $\frac{1}{2}$ ", 40 - 200 N·m, 30 - 150 lbf·ft
13057	Pro 300, $\frac{1}{2}$ ", 60 - 300 N·m, 45 - 220 lbf·ft
13056	Pro 400, $\frac{3}{4}$ ", 80 - 400 N·m, 60 - 300 lbf·ft
11698	Calibration Kit Professional 'P' Type
SQ2222	Pre-set, etch and certify (Allow 3 days delivery for this service)



- Reversible, 72 tooth ratchet

2	PRODUCTION 'P' TYPE AUTOMOTIVE RATCHET (Reversible)
11164	Pro 60, $\frac{3}{8}$ ", 12 - 60 N·m, 5 - 45 lbf·ft
11171	Pro 60, $\frac{1}{2}$ ", 12 - 60 N·m, 5 - 45 lbf·ft
11138	Pro 100, $\frac{3}{8}$ ", 20 - 100 N·m, 15 - 75 lbf·ft
11139	Pro 100, $\frac{1}{2}$ ", 20 - 100 N·m, 15 - 75 lbf·ft
11140	Pro 200, $\frac{1}{2}$ ", 40 - 200 N·m, 30 - 150 lbf·ft
SQ2222	Pre-set, etch and certify (Allow 3 days delivery for this service)



Setting a 'P' Type Torque Wrench



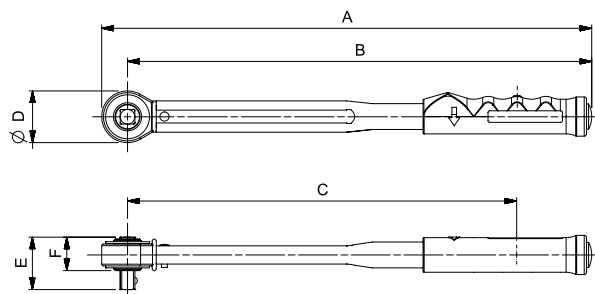
2	TORQUE HANDLE PRODUCTION 'P' TYPE 16 mm SPIGOT
11167	Pro 60, 16 mm spigot, 12 - 60 N·m, 5 - 45 lbf·ft
11143	Pro 100, 16 mm spigot, 20 - 100 N·m, 15 - 75 lbf·ft
11144	Pro 200, 16 mm spigot, 40 - 200 N·m, 30 - 150 lbf·ft
11117	Pro 300, 16 mm spigot, 60 - 300 N·m, 45 - 220 lbf·ft
SQ2222	Pre-set, etch and certify (Allow 3 days delivery for this service)



2	FEMALE TORQUE HANDLE PRODUCTION 'P' TYPE
11170	Pro 60, 9 x 12 mm, 12 - 60 N·m, 5 - 45 lbf·ft
11150	Pro 100, 9 x 12 mm, 20 - 100 N·m, 15 - 75 lbf·ft
11151	Pro 200, 9 x 12 mm, 40 - 200 N·m, 30 - 150 lbf·ft
11152	Pro 200, 14 x 18 mm, 40 - 200 N·m, 30 - 150 lbf·ft
11153	Pro 300, 14 x 18 mm, 60 - 300 N·m, 45 - 220 lbf·ft
13068	Pro 400, 14 x 18 mm, 80 - 400 N·m, 60 - 300 lbf·ft
SQ2222	Pre-set, etch and certify (Allow 3 days delivery for this service)

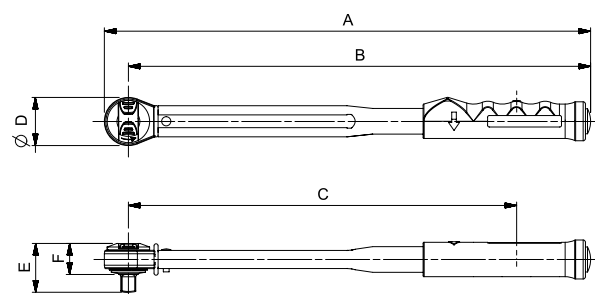
Industrial Ratchet

Model	Pro 60, 3/8"	Pro 60, 1/2"	Pro 100, 3/8"	Pro 100, 1/2"	Pro 200	Pro 300	Pro 400
Part Number	13051	13052	13053	13054	13055	13057	13056
Dimensions (mm)	A	295	301	335	342	425	668
	B	277	281	317	321	403	641
	C	212	216	252	256	338	577
	ØD	36	42	36	42	45	54
	E	34	38	34	38	46	46
	F	21	23	21	22	29	29
Weight (kg)	0.6	0.7	0.7	0.7	1.0	1.2	2.0



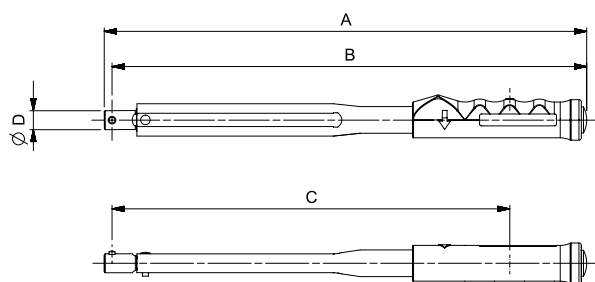
Automotive Ratchet

Model	Pro 60, 3/8"	Pro 60, 1/2"	Pro 100, 3/8"	Pro 100, 1/2"	Pro 200	
Part Number	11164	11171	11138	11139	11140	
Dimensions (mm)	A	289	289	351	351	447
	B	274	274	314	314	404
	C	209	209	249	249	339
	ØD	30	30	30	30	42
	E	33	38	33	38	43
	F	22	22	22	22	27
Weight (kg)	0.6	0.6	0.7	0.7	1	



Spigot Torque Handle

Model	Pro 60	Pro 100	Pro 200	Pro 300	
Part Number	11167	11143	11144	11117	
Dimensions (mm)	A	283	324	405	665
	B	277	317	399	637
	C	212	252	334	572
	ØD	16	16	16	16
Weight (kg)	0.6	0.6	0.8	1.1	



Female Torque Handle

Model	Pro 60	Pro 100	Pro 200, 9 x 12 mm	Pro 200, 14 x 18 mm	Pro 300	Pro 400	
Part Number	11170	11150	11151	11152	11153	13068	
Dimensions (mm)	A	286	326	403	414	534	652
	B	274	314	392	400	518	637
	C	210	250	327	336	453	573
	D	22	22	25	34	36	32
	E	20	20	20	26	28	24
Weight (kg)	0.6	0.6	0.8	0.8	1.1	1.8	

