

The NorTorque® utilises Norbar's proven mechanism and internal components and incorporates them into a purposeful and attractive torque wrench that will delight a wide range of users from professional mechanics to hobby enthusiasts

- Accurate to ±3% of reading which meets the requirements of ISO 6789-1:2017
- Light and fast adjustment saves operator time and effort
- Micrometer scale applying to the primary torque units (N-m on a dual scale wrench) for simple and error-free setting
- 'Push-through' ratchets allow torque control in both the clockwise and counter-clockwise directions
- Tough ratchets with narrow engagement angles allow for easy positioning of the tool in confined spaces (5° for models up to 200 N-m and 6° for models 300 N-m and above)
- Push/pull lock is fast and intuitive to use and prevents accidental adjustment of the set torque
- Convenient hanger feature for tool storage also aids wrench unlocking and adjustment
- Tethered versions are available for working at height



2 RATCHET ADJUSTABLE - DUAL SCALE

130101*	Model 60, 3/8", 12 - 60 N-m, 10 - 45 lbf-ft
130103	Model 100, 1/2", 20 - 100 N-m, 20 - 80 lbf-ft
130104	Model 200, 1/2", 40 - 200 N-m, 30 - 150 lbf-ft
130105	Model 300, 1/2", 60 - 300 N-m, 45 - 220 lbf-ft
130106	Model 340, 1/2", 60 - 340 N-m, 45 - 250 lbf-ft

2 RATCHET ADJUSTABLE - N-m ONLY

130111*	Model 60, 3/8", 12 - 60 N-m
130113	Model 100, 1/2", 20 - 100 N-m
130114	Model 200, 1/2", 40 - 200 N-m
130115	Model 300, 1/2", 60 - 300 N-m
130116	Model 340, 1/2", 60 - 340 N-m

* Supplied with 1/2" sq. dr. adaptor

· Supplied with 3/8" sq. dr. adaptor




2 FEMALE TORQUE HANDLE ADJUSTABLE - DUAL SCALE

130121	Model 60, 9 x 12 mm, 12 - 60 N-m, 10 - 45 lbf-ft
130123	Model 100, 9 x 12 mm, 20 - 100 N-m, 20 - 80 lbf-ft
130125	Model 200, 9 x 12 mm, 40 - 200 N-m, 30 - 150 lbf-ft
130126	Model 200, 14 x 18 mm, 40 - 200 N-m, 30 - 150 lbf-ft
130127	Model 300, 14 x 18 mm, 60 - 300 N-m, 45 - 220 lbf-ft
130128	Model 340, 14 x 18 mm, 60 - 340 N-m, 45 - 250 lbf-ft

2 FEMALE TORQUE HANDLE ADJUSTABLE - N-m ONLY

130131	Model 60, 9 x 12 mm, 12 - 60 N-m
130133	Model 100, 9 x 12 mm, 20 - 100 N-m
130135	Model 200, 9 x 12 mm, 40 - 200 N-m
130136	Model 200, 14 x 18 mm, 40 - 200 N-m
130137	Model 300, 14 x 18 mm, 60 - 300 N-m
130138	Model 340, 14 x 18 mm, 60 - 340 N-m



2 TORQUE HANDLE ADJUSTABLE 16 mm SPIGOT - DUAL SCALE

130141	Model 60, 16 mm spigot, 12 - 60 N-m, 10 - 45 lbf-ft
130142	Model 100, 16 mm spigot, 20 - 100 N-m, 20 - 80 lbf-ft
130143	Model 200, 16 mm spigot, 40 - 200 N-m, 30 - 150 lbf-ft
130144	Model 300, 16 mm spigot, 60 - 300 N-m, 45 - 220 lbf-ft

2 TORQUE HANDLE ADJUSTABLE 16 mm SPIGOT - N-m ONLY

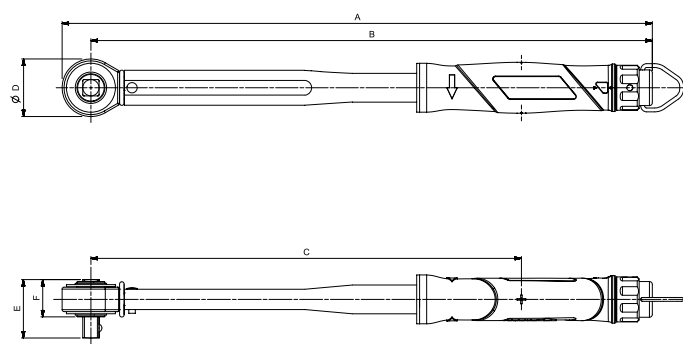
130161	Model 60, 16 mm spigot, 12 - 60 N-m
130162	Model 100, 16 mm spigot, 20 - 100 N-m
130163	Model 200, 16 mm spigot, 40 - 200 N-m
130164	Model 300, 16 mm spigot, 60 - 300 N-m





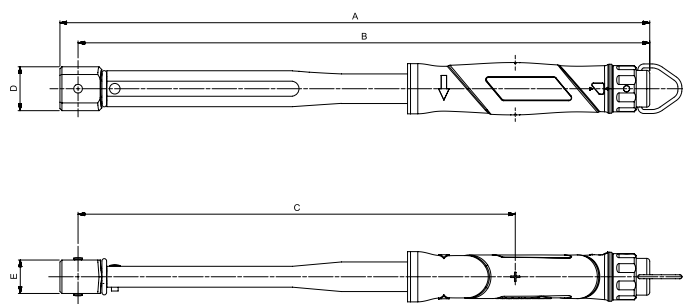
Ratchet Adjustable

Model	NorTorque 60	NorTorque 100	NorTorque 200	NorTorque 300	NorTorque 340	
Part Number	130101 130111	130103 130113	130104 130114	130105 130115	130106 130116	
Dimensions (mm)	A	328	375	459	587	679
	B	310	354	437	562	654
	C	209	252	335	460	552
	∅D	36	42	45	52	52
	E	34	38	45	45	45
	F	21	22	25	25	25
Weight (kg)	0.7	0.8	1.0	1.4	1.6	



Female Torque Handle Adjustable

Model	NorTorque 60	NorTorque 100	NorTorque 200 9 x 12 mm	NorTorque 200 14 x 18 mm	NorTorque 300	NorTorque 340
Part Number	130121 130131	130123 130133	130125 130135	130126 130136	130127 130137	130128 130138
Dimensions (mm)	A	319	360	437	446	566
	B	308	348	426	430	550
	C	206	247	324	329	448
	D	22	22	24	33	36
	E	20	20	20	25	28
Weight (kg)	0.6	0.7	0.8	0.9	1.2	1.3



Torque Handle Adjustable 16 mm Spigot

Model	NorTorque 60	NorTorque 100	NorTorque 200	NorTorque 300	
Part Number	130141 130161	130142 130162	130143 130163	130144 130164	
Dimensions (mm)	A	317	357	439	564
	B	310	350	433	557
	C	208	248	331	455
	∅D	16	16	16	16
Weight (kg)	0.6	0.7	0.8	1.1	

