

## Specifications

- 700 Bar / 70 MPa / 10.000 psi
- Usable oil capacity, 2,5 or 5 l
- Adjustable pressure 0-700 Bar
- Noise level <80 dB
- Unique compact design
- Low weight and low point of gravity
- Aluminum oil container

- Oil fill cap with vented plug
- Ø100mm Cl. 1 gauge included
- 0,25kW or 0,55kW. 230VAC/50Hz
- Pendant control IP67
- Time relay shut-off at return
- 2x built in safety vales at P and R



## Information

Unique compact design with low weight and low point of gravity.

Robust and durable with aluminum oil container.

Low maintenance induction motor.

Low noise level - under 80 dB.

Oil fill cap with built in air vent in both directions.

Build in safety valves set at max. working pressure and max. return pressure.

External pressure regulating valve with locking ring. Steel bar frame enclosing and protecting the pump.

## Information

Designated Torque Wrench Pump. For intermittent use in service applications.

Pumps can start under full load.

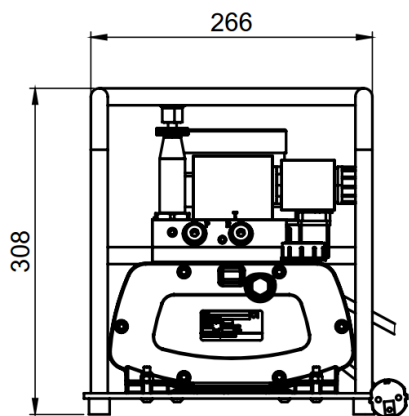
IP67 pendant control.

One button - two functions, changed with a 0/1 switch.

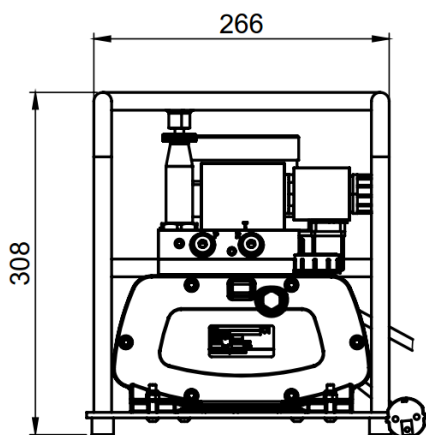
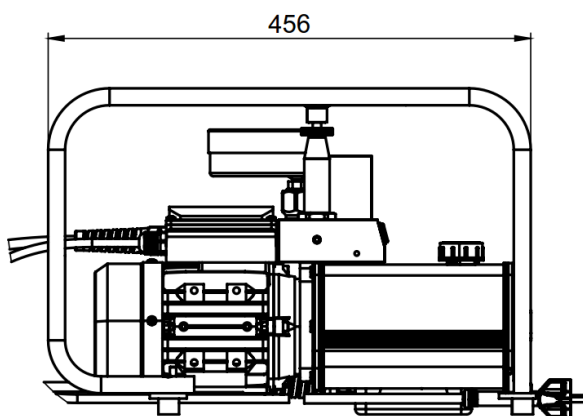
Switch mode 1 enable push and hold for running the pump and activating the tool. Release of button automatically reverse the direction and tool retracts.

Motor stops after 10 seconds if button is not pressed again. Switch mode 0 stop motor and enable push and hold to release any pressure eventually left in the tool.

Name	Item code	Working press. Bar	Eff. oil vol. cm <sup>3</sup>	Cap. cm <sup>3</sup> /min low	Cap. cm <sup>3</sup> /min high	Motor (V/Hz/kW)	Weight kg
PME025/70-2500TW	52490	700	2500	240	3000	230/50/0,25	20,9
PME055-70-2500TW	52529	700	2500	450	3900	230/50/0,55	23,5
PME055/70-5000TWD	52530	700	5000	450	3900	230/50/0,55	27



PME -2500TW



PME -5000TW

